












Trade Book
Activities

Chaitra Jewell

EDUC 340
Professor Heather Schilling
May 3, 2010

Table of Contents:

<u>Genre: Multi-cultural</u>	4-8
 <i>Just the Two of Us</i>	4
 <i>Family</i>	5
 <i>Abuela</i>	6
 <i>Shortcut</i>	7
 <i>At the Crossroads</i>	8
<u>Genre: Fantasy</u>	9-13
 <i>Jack and the Beanstalk</i>	9
 <i>Little Red Riding Hood</i>	10
 <i>Goldie Locks Has Chicken Pox</i>	11
 <i>Chicken Little</i>	12
 <i>The Three Little Pigs</i>	13
<u>Genre: Realistic Fiction</u>	14-18
 <i>My Father</i>	14
 <i>More, More, More Said the Baby</i>	15
 <i>Alexander, Who's Not Going to Move</i>	16
 <i>The Patchwork Quilt</i>	17
 <i>Jamaica's Find</i>	18
<u>Genre: Historical Fiction</u>	19-23
 <i>The Keeping Quilt</i>	19
 <i>Abe Lincoln's Hat</i>	20
 <i>Grace's Letter to Lincoln</i>	21
 <i>I Want to be Free</i>	22

 <i>Small Wolf</i>	23
<u>Genre: Non-Fiction</u>	24-28
 <i>The Cloud Book</i>	24
 <i>Sea Turtles</i>	25
 <i>The Stars</i>	26
 <i>Sharks</i>	27
 <i>Spiders</i>	28
<u>Last Five: Miscellaneous Genres</u>	29-33
 <i>Old Bear</i>	29
 <i>Do Like a Duck Does!</i>	30
 <i>Possum Stew</i>	31
 <i>Santa's Stuck</i>	32
 <i>The Snowy Day</i>	33

Trade Book Collection: Multi-cultural

Title of book: *Just the Two of Us*

Author's name: Will Smith

Copyright year: 2001

Genre: Multi-cultural

Number of pages: 25 pages

Synopsis of Story: This book is about a father experiencing what it is like to become a dad for the very first time. Throughout the book, he talks about what it is like holding his new baby, and he also shares several memories as his son grows older. The father wonders what his son will grow up to be, and he hopes he grows up to be tough like him. He also shares some insight on what it is like to become a parent. As the book comes to a close, the father makes sure his son knows he will always be there for him no matter what.

Activity:

- Original idea with exception of writing paper found below:
 - <http://www.superteacherworksheets.com/graphic-organizers/web-easier.pdf>
 - <http://www.dltk-cards.com/writingpaper/cpaperfinish.asp>
 - <http://www.dltk-cards.com/writingpaper/cpaperfinish.asp>
- After the book is read and thoroughly discussed, the students would brainstorm and then create a story including some of their favorite traditions they do with either their mom or dad. After choosing a parent (or guardian) to write about, the students will come up with at least 3 ideas to include in their stories by using the provided link to a web organizer. In the middle circle, the students will either write "mom" or "dad," depending on which parent is chosen. Once several ideas have been brainstormed, the students will create their stories. Student volunteers will sit in the author's chair and share their stories with classmates.

Title of book: *Family*

Author's name: Isabell Monk

Copyright year: 2001

Genre: Multi-cultural

Number of pages: 28 pages

Synopsis of story: This book is about a girl named Hope who is traveling with her family to see additional family members on her mother's side of the family. Hope is really excited to see all of her cousins and especially her Aunt Poogee. She has brought a special surprise with her to share with her extended family, and she cannot wait for them to taste them. During the story, her family is having a great time getting ready for a big feast they are all about to endure. The book's theme is family and how it is extremely important to keep all of your family members close to your heart.

Activity:

- Mrs. Jewell's original idea
- Have your students bring in a favorite recipe that is made quite often at home. Type up each child's recipe and create a classroom recipe book for the students to keep. Let the students each design a cover for their recipe book. With the help of parent volunteers/teacher's aides, laminate and bind the books. Have students read their recipes to the class. This would be a great homemade gift for the students to present to their parents on Father's or Mother's Day.

Title of book: *Abuela*

Author's name: Arthur Dorros

Copyright year: 1991

Genre: Multi-cultural

Number of pages: 34 pages

Synopsis of story: This story is about a little Hispanic girl's adventures with her *Abuela* or grandmother. They go all sorts of places together on the city bus, such as the park and the Statue of Liberty. Throughout the story, the girl and Abuela use their colorful imaginations to help them soar through the sky like birds, ride above the waves on the sea, and much more. They visit several people in the book, many of which do not know, but a few of them are family members. Because of how much the little girl and her grandmother explore together, they are able to make memories that will last forever.

Activity:

- Cloud dough— idea retrieved from the following website:
 - <http://www.preschooleducation.com/aweather.shtml>
- Prepare the dough mixture at least one day before the students will be introduced to the book. Reread the section of the book where the Hispanic girl and her grandmother imagine the various cloud shapes. Have the children think in their minds what cloud shapes they would like to see or have seen before outside on a sunny day. Then, have the children make at least 3 of their own cloud shapes. Have them explain their cloud shapes to a partner and why they chose the shapes they did.

Title of book: Shortcut

Author's name: Donald Crews

Copyright year: 1992

Genre: Multi-cultural

Number of pages: 30 pages

Synopsis of story: This book is about a small group of African-American children who make the decision to walk on a train track because it will be a shortcut on their way home. At first, they do not hear or see a train coming, so this is why they walk on the track. It does not take the children long to figure out that they made the wrong decision. They quickly find out they should have taken the road home instead. The boys and girls just so happen to learn their lesson, and they never take the shortcut home again.

Activity:

- Transportation mobile—Original idea:
- After reading and discussing the book with the students, talk with them about what 'transportation' means. Once students understand what transportation is (car, boat, airplane, train, etc), create "Transportation Stations" around the room to create their own mobiles portraying all the different ways they have ever traveled before. Each station should have about 5-6 students with a teacher, paraprofessional, or classroom volunteer to assist the children while they create their mobiles.

Title of book: *At the Crossroads*

Author's name: Rachel Isadora

Copyright year: 1991

Genre: Multi-cultural

Number of pages: 30 pages

Synopsis of story: This book is about several children waiting for the day their fathers come home. They have been gone for several months working in the mines. The children go out to the crossroads and wait patiently for their fathers to come home, but it takes longer than they expected. Several town members join the children in celebrating their joy. Because it takes the fathers such a long time to return, several people leave the children alone waiting. They do not care; they stick it out with homemade musical instruments and all!

Activity:

- Musical Instrument Creations—original idea
- Ask the children to bring materials from home to design and create their own musical instruments like the children in the story do. Although they cannot choose the same materials as the children in the book to make their own instruments, students may use the book as a guide while creating their own. Note to teachers: Please discuss with your students the importance of safety while constructing their instruments. Make sure they understand to ask their parent's permission before bringing anything to school.

Trade Book Collection: Fantasy

Title of Book: *Jack and the Beanstalk*

Author's name: Steven Kellogg

Copyright year: 1991

Genre: Fantasy

Number of pages: 37 pages

Synopsis of story: This book is about a poor family consisted of a boy named Jack and his mother. They make their living off one single cow, and at one point, he stops giving milk, so Jack and his mother are at a loss of what to do for an income. Jack ends up meeting up with a man who gives him a handful of magical beans in exchange for the cow that he claims are magical. Despite how angry Jack's mother is with him for believing the man, he was telling Jack the complete truth. Each time Jack climbs the beanstalk, he comes home with things that help his household tremendously—such as a chicken that lays golden eggs and an entire bag filled with gold coins. The only problem is that Jack steals all of these items from an ogre and his wife that live on top of the beanstalk in the clouds. Ultimately, the beanstalk has to be cut in two to protect Jack from the angry ogre!

Activity:

- Crossword Puzzle—idea retrieved from the following website:
 - http://www.abcteach.com/free/c/crossword_jackandthebeanstalk.pdf
- Have the students complete the crossword puzzle in groups of 2-3. This is a great assessment tool to check for comprehension skills in your students!

Title of book: *Little Red Riding Hood*

Author's name: Lisa Campbell Ernst

Copyright year: 1995

Genre: Fantasy

Number of pages: 32 pages

Synopsis of story: In this story, a girl named Little Red Riding Hood decides she wants to visit her grandmother on a hot day and take her some of her favorite treats, muffins and ice cold lemonade. On her journey, a hungry wolf smells the muffins and decides he will do whatever it takes to get them so he can enjoy them for himself. After learning the grandmother's address, the wolf decides he'll go and steal her special muffin recipe or so he thinks. Instead of being a frail, older woman, she is a strong farmer who puts the wolf in his place. Because the grandmother dislikes how rude and nasty the wolf is, she puts him to work in her new bakery where eating all the muffins he could ever ask for makes him a lot nicer!

Activity:

- Red Riding Hood Acrostic poem—original idea
 - Click [here](#) to view the poem template
- Explain to students exactly what an acrostic poem is and how to create one themselves. After reading *Little Red Riding Hood* to the students, have them create their own acrostic poem that spells out “Red Riding Hood.” Display them out in the hallway stapled on a Little Red Riding Hood themed bulletin board.

Title of book: *Goldie Locks Has Chicken Pox*

Author's name: Erin Dealey

Copyright year: 2002

Genre: Fantasy

Number of pages: 28 pages

Synopsis of story: This book is about Goldie Locks having the chicken pox, and no one can figure out where she got them. Having the chicken pox causes many problems for Goldie, such as how she cannot play with Jack be nimble since she is sick. The doctor eventually comes to visit with her and says what will make her better is a lot of rest, cold baths, and ice cream. Throughout the book, Goldie's brother becomes jealous because he is not the center of attention while she is sick. The story ends with him saying he is too cool to get the chicken pox, but he gets them, too!

Activity:

- Collage—original idea
- Have the children bring several older magazines to school (explain to them they must have their parent's permission on which ones they can bring). After reading *Goldie Locks Has Chicken Pox*, have the children describe how they would feel if they were Goldie's brother in the story, and they did not receive any extra attention either since their sister was sick. Perhaps they already know what this situation would feel like because it has already happened to them in real life. Hand out each student a large sheet of construction paper. After explaining to them what a collage looks like (even provide them with an example you have made), let them cut out pictures from magazines that depict how they would feel if they happened to be Goldie's brother. Have the students present their collages to the class once everyone has finished.

Title of book: *Chicken Little*

Author's name: Sally Hobson

Copyright year: 1994

Genre: Fantasy

Number of pages: 24 pages

Synopsis of story: This story is about a chicken named Chicken Little who one day, has an acorn fall on his head. Because of this occurrence, he thinks the sky is falling and that the world is ending. On his adventure to tell the king of what is happening, he meets several other animals that tag along. The various animals and Chicken Little eventually get eaten by Foxy Loxy. Therefore, the news that the sky is falling never gets told to the king.

Activity:

- Chicken art project— idea retrieved from the following website:
 - <http://www.calicocookie.com/eggsunit.html>
- Have all materials prepared and ready at least a day in advance. Let the children choose which chicken art project they would like to make.

Title of book: *The Three Little Pigs*

Author's name: Yuri Salzman

Copyright year: 1988

Genre: Fantasy

Number of pages: 23 pages

Synopsis of story: This story is about a mother pig who says it is about time her three piglets be out on their own. Each pig makes his own house—one out of straw, one out of twigs, and the third out of bricks. An angry wolf comes by each house and blows down the straw and twig houses. After eating two of the three pigs, he frantically tries blowing down the house of bricks, but this house is too sturdy for him to blow down. The last remaining pig eventually gets rid of the wolf by having him fall in a pot of boiling hot water, and that is the end of the wolf forever.

Activity:

- Skit—original idea
- Have students get in small groups of 3-4. Let each group choose one of their favorite scenes from the story and act it out for the entire class to enjoy.

Trade Book Collection: Realistic Fiction

Title of book: *My Father*

Author's name: Laura Mayer

Copyright year: 1994

Genre: Realistic Fiction

Number of pages: 16 pages

Synopsis of story: This book is about a girl who is presenting a paper to her class about her father. He is in the process of becoming a United States citizen. Originally from Russia, he must study hard and take a test to become a citizen of the United States. He even has to take classes on learning the English language. The girl is proud of her father and the oath he takes that allows him to be able to vote.

Activity:

- Russian Egg Painting—idea from Professor Schilling and the following website:
 - <http://library.thinkquest.org/CR0212302/russia.html>
 - <http://www.russianfoods.com/cuisine/article0001E/default.asp>
 - Egg pictures to show the kids:
 - <http://www.kremlingifts.com/images/eggs/1stimg/e2204all.jpg>
 - <http://www.gone-ta-pott.com/Eggs.jpg>
- After reading the book to students, begin to discuss various Russian cultures with them. Show them the first website above and read to them about the Russian culture. Then, explain to the students how people of Russian decent paint beautiful decorated eggs during the Easter holiday. Show them the picture links above, and then have students paint their own 'Russian decorated' eggs in class. Be sure to have several parent volunteers in the classroom during this project for extra help!

Title of book: *More, More, More Said the Baby*

Author's name: Vera B. Williams

Copyright year: 1990

Genre: Realistic Fiction

Number of pages: 29 pages

Synopsis of story: This book is about three extremely loved little babies named Little Guy, Little Pumpkin, and Little Bird. Each baby loves to play and laugh 'more, more, more' whenever their family relatives do something really fun with them. The babies love to run around, be tickled, and do many other things that excite them.

Activity:

- In the Spotlight activity—idea from a Scholastic Teaching Plan booklet, Scholastic Inc. Copyright© 1991
- After reading and discussing the book, have students bring in a baby picture and a current picture of themselves. Have them each create an 'In the Spotlight' poster. Discuss with students that underneath each picture, you would like three sentences explaining themselves during that time of their lives. Display a new one each day in the front of the classroom and have a new "student of the day" so everyone gets a chance to tell about themselves.

Title of book: *Alexander, Who's Not (Do You Hear Me? I mean it!) Going to Move*

Author's name: Judith Viorst

Copyright year: 1995

Genre: Realistic Fiction

Number of pages: 28 pages

Synopsis of Story: Alexander and his family have to move because his dad got a new job in another town. Alexander does not want to move at all because he is worried about making new friends. He decides not to begin packing up all of his things like his two brothers, mom, and dad do. Everyone in his town that he says he will miss too much, such as his baby sitter and neighbors reassure him that he will make all new friends in his new school. Alexander finally gives in and begins packing up his things, but he says he will never move again after this one time.

Activity:

- Diorama Projects—original idea
- Have the students each bring in a shoebox to school. If some children say they do not have access to a shoebox, provide them with one. Explain to the class what a diorama is. Before this lesson, make one yourself of a favorite room in your house/apartment. Once the students understand what a diorama is and have seen your example, have students each make one of their favorite room where they live. Be sure to tell the students that when they share theirs with the rest of the class, they must have at least one reason why they would miss this room if they ever moved. Allow your students to be creative, using anything they can think of for their dioramas, such as Barbie® furniture! Also, allow class time for them to finish their projects.

Title of book: *The Patchwork Quilt*

Author's name: Valerie Flournoy

Copyright year: 1985

Genre: Realistic Fiction

Number of pages: 29 pages

Synopsis of story: Without realizing it at first, Tanya's relationship with her elderly grandmother begins to flourish. Her grandmother begins the very tedious process of making a quilt out of the family's worn clothing. Without warning, she becomes too sick to see her grandchildren or to work on the quilt for a while. Tanya and her mother begin working on it where her grandmothers left off because they hate seeing it just sit there. Within a couple months, Tanya's grandmother feels much better and finishes the quilt; she ends up giving it to Tanya for all her hard work she put into it.

Activity:

- Whole group quilt activity—idea retrieved from the following website:
 - <http://www.lessonplanspage.com/LASSPatchworkQuilt12.htm>
- After reading the book and discussing the meaning and purposes of a quilt, explain to your students that as a class, they will be making a patchwork quilt out of construction paper squares. Once you have discussed with the class about quilts, what purposes they serve, etc., have the students choose 1-2 colorful construction paper squares. On each square, have the students illustrate one cool thing about them. Before the class works putting the quilt together with glue and other various materials, have them share with each other what their squares mean and represent. Proudly display the handmade quilt outside your classroom door.

Title of book: *Jamaica's Find*

Author's name: Juanita Havill

Copyright year: 1986

Genre: Realistic Fiction

Number of pages: 32 pages

Synopsis of story: Jamaica is a little girl who loves to play in the park. One day, she finds a red hat and a stuffed dog—both belonging to other people who left them in the park. Jamaica ends up taking the hat to the park house to be placed on the 'lost and found' shelf, but she takes the stuffed dog on home with her to keep for herself. Jamaica's mother ends up convincing her she needs to do the right thing and return the dog to the park house just like she did with the hat. After doing this, Jamaica discovered the rightful owner of the stuffed dog—a little girl named Kristen. She is so happy that the stuffed dog found its rightful owner, and Kristen is happy, too!

Activity:

- Lost and Found Advertisement—original idea



- After the book is read to students, discuss with them the parts to a lost and found advertisement. Share with them some examples and one that you made. Also discuss with them descriptive words (possibly do a 'descriptive word' lesson the day before). Have students create their own lost and found ads for a pretend animal of their choice. Their ads should include at least five descriptive words about the animal that is 'lost.' After the students have finished their lost and found ads, have them share them with the rest of the class.

Trade Book Collection: Historical Fiction

Title of book: *The Keeping Quilt*

Author's name: Patricia Polacco

Copyright year: 1988

Genre: Historical Fiction

Number of pages: 29 pages

Synopsis of story: When Patricia's great-grandma Anna and her family came to America from Russia, they all felt strange and knew no English. Anna was the only one to learn English from when she went to school, so a lot of the time, she had to speak English for them. After Anna's family had lived in New York for quite awhile, their clothes they had brought from Russia were getting too small or worn. Anna's mother got the idea to make a family quilt out of bits and pieces of all of the family members' old clothing, so this is exactly what she did. As the 'keeping quilt' was passed down in the family, it became many different things, such as a tablecloth, childhood cape for playing, and it even played the role of a baby's blanket for each new baby born into the family.

Activity:

- Family Tree project—original idea
- After *The Keeping Quilt* is read, discuss with students about Patricia's ancestry that is mentioned throughout the book. Explain to your students what a family tree is and what they look like. Tell them they each will be making their own family trees. Provide students with materials (foam cut out trees, glue, scissors, etc). Show them the family tree you have made as an example. Allow students plenty of time on their family trees, keeping in mind they will have to talk with grandparents, great grandparents, and parents to complete the project. Have students begin their family trees with individuals as far back as their living family members can remember birthdates/countries, etc.

Title of book: *Abe Lincoln's Hat*

Author's name: Martha Brenner

Copyright year: 1994

Genre: Historical Fiction

Number of pages: 48 pages

Synopsis of story: Abe Lincoln was a well-known, extremely friendly lawyer from Illinois before he became president. When he became a lawyer, he wanted to look sophisticated and professional, so he bought a very tall, black hat. Abe soon came to find that he had a big problem on his hands; he forgot to reply back to the majority of the letters sent to him in the mail concerning court cases people needed his help with, and he was good at losing important papers. Abe came up with the brilliant idea of keeping all of these important documents in his hat so he would not forget about them. This plan worked and because of Abe's tall, black hat, he was a better lawyer and president.

Activity:

- Timeline—original idea with information from the following websites:
 - <http://www.apples4theteacher.com/holidays/presidents-day/abraham-lincoln/timeline.html>
 - <http://www.eduplace.com/graphicorganizer/pdf/timeline.pdf> (timeline worksheet)
- After the book has been read to the students, discuss with them about a time line. What does one look like? What does it show? Pass out the time line templates. Complete them together as a class activity. Discuss with the class a few of the dates found on the above Abe Lincoln website. What dates told in the book about Abe Lincoln could go on their timelines? (**Answer: 1860- Lawyer Abe Lincoln ran for president of United States**) Once timelines are complete, have students share them with a partner.

Title of book: *Grace's Letter to Lincoln*

Author's name: Peter and Connie Roop

Copyright year: 1998

Genre: Historical Fiction

Number of pages: 68 pages

Synopsis of story: Eleven-year-old Grace and her family want Abe Lincoln to become president of the United States. As she continues chores in her home, Grace and her family begin to arrange a gathering in their hometown of Westfield, New York to make sure this happens. Grace takes charge and gets the brilliant idea to write Mr. Lincoln a letter explaining that she thinks he could win the presidency if he grew a beard. He even writes her a letter back making Grace famous and extremely proud of herself. Abe Lincoln comes through her town after he wins and recognizes Grace; he knows she is the one who gave him the good advice that helped him become president of the United States.

Activity:

- Write a letter—idea retrieved from the following website:
 - http://www.myhero.com/myhero/go/theteachersroom/lessons_view.asp?id=3686
- After reading the book, discuss with students the importance of letters. Why do we write them? What kind of information do we put in letters? Who do we send letters to? Explain to them the different parts of a letter—heading, greeting, body, closing, signature. After showing several letter examples to students, have them write a letter to anyone they chose—a friend, a parent, family member, etc.

Title of book: *I Want To Be Free*

Author's name: Joseph Slate

Copyright year: 2009

Genre: Historical Fiction

Number of pages: 28 pages

Synopsis of story: A runaway slave finally gets to make his escape from a plantation. Despite being chained, he breaks away with a steel ring remaining on his ankle. The slave's owner searches for him, but never actually finds him. The African American almost gives up when he finds a motherless boy in the shrubs who motivates him to push forward for the chance of freedom. Both of them eventually make it and become free.

Activity:

- Paper chains—idea retrieved from the following website:
 - <http://fun.familyeducation.com/martin-luther-king-jr/black-history-month/35249.html>
- Once the book is read to students, discuss the importance of treating everyone with respect and how it does not matter what skin color a person is. Have students create paper chains from all skin colors—white, red, yellow, and brown—and hang them around the room to remind them they are equal to each other.

Title of book: *Small Wolf*

Author's name: Nathaniel Benchley

Copyright year: 1972

Genre: Historical Fiction

Number of pages: 64 pages

Synopsis of story: Small Wolf and his family Indian tribe are settled in a small village alongside the river. With his father's permission, Small Wolf explores unknown territory called Manhattan in search of large animals to hunt. To his surprise, he discovers strange looking white men and odd sounding animals that he has never seen before—sheep, pigs, and cows. He races back home to tell his father, and they both go searching for them again. Unfortunately, the white men shoot at them and tell them to leave the land because they purchased it from Indians called the Canarsees, and they say no Indians should step foot on it. Small Wolf and his father do not understand why they cannot all just get along, and their Indian tribe is forced to keep settling elsewhere because of the white men taking over all the land.

Activity:

- Growing corn in the classroom—idea retrieved from the following website:
 - <http://www.ksgains.com/corn/CornClass04.pdf>
- After the book is finished, have a grand discussion about the kinds of vegetables Indians grew. Help students get their own corn to grow in the classroom, and then students can take them home.

Trade Book Collection: Non-fiction

Title of book: *The Cloud Book*

Author's name: Tomie de Paola

Copyright year: 1975

Genre: Non-fiction

Number of pages: 31 pages

Synopsis of story: This book tells the reader a lot of information about clouds and the different kinds of clouds there are. It describes the three main kinds of clouds that are cirrus, cumulus, and stratus clouds. For example, cirrus clouds are the highest type, cumulus clouds are puffy, and stratus clouds are extremely low in the sky. The book also goes into detail about the other types of clouds, and they are all of the following: cirrocumulus, cirrostratus, altostratus, altocumulus, nimbostratus, stratocumulus, and cumulonimbus.

Activity:

- Singing activity along with a yummy cloud snack—ideas from the following website:
 - <http://www.preschoolexpress.com/theme-station08/clouds-mar08.shtml>
- After reading the book to the students, teach them the song called “I’m a Little Cloud” that goes along to the tune of “I’m a Little Teapot.” Once the children have learned the song, have them name the various clouds that are described throughout the song.
Answers: cirrus, cumulus, cirrostratus. If extra time, have the students make the cloud snack on the above website. Have them use whichever topping(s) they desire. As the students are eating their snacks, have them describe which type of cloud their snack looks like and why.

Title of book: *Sea Turtles*

Author's name: Caroline Arnold

Copyright year: 1994

Genre: Non-fiction

Number of pages: 30 pages

Synopsis of story: This book lists the five kinds of sea turtles that live along the coasts of the eastern part of North America. They are the hawksbill, green, Kemp's ridley, loggerhead, and the leatherback. It discusses the loggerhead sea turtle in more detail since it is the most common sea turtle in the United States. Throughout the book, the female sea turtle's nesting stages are explained as various, interesting facts are revealed, such as the shell of a loggerhead turtle is 38 centimeters long. The book also names important parts of a sea turtle's anatomy, such as its underside called the plastron and outer shell called the carapace.

Activity:

- Build your own sea turtle—idea from the following website:
 - <http://www.seaturtleinc.org/lessonplans/buildyourowseaturtle.htm>
- After reading the book, talk with the students about a sea turtle's anatomy. Use the following labeled picture to help you: <http://www.coastal.edu/cmws/images/seaturtles/lghdanatomy.gif> Once students are familiar with it, have them construct their own sea turtle out of paper plates and construction paper. Be sure to have them label the various parts so they remember what each is called.

Title of book: *The Stars*

Author's name: Martha E. H. Rustad

Copyright year: 2009

Genre: Non-fiction

Number of pages: 24 pages

Synopsis of story: This book is all about stars and the various places in the sky they can be found. It explains how some stars can be very bright and how others are very dense. The book also tells about all the different colors of stars: yellow, red, brown, and blue. It discusses the closet star to Earth, which is the Sun. The book ends by describing the life of a star.

Activity:

- Create your own star finder—idea retrieved from the following website:
 - http://www.education.com/activity/article/bedroom_planetarium_first/
- Before beginning this project, discuss with your students more in detail about constellations and the different kinds of them. Have parent volunteers assist students in making their star finders out of oatmeal cans. Have students make several constellation templates they will be able to view once their star finder is finished. Once they are complete, have them use them in class or even at home!

Title of book: *Sharks*

Author's name: Brenda Z. Guiberson

Copyright year: 2002

Genre: Non-fiction

Number of pages: 32 pages

Synopsis of story: Sharks are depicted as very interesting creatures in this book. It is extremely specific about all the different kinds of sharks: saw shark, bonnethead shark, basking shark, and many more. Some kinds of sharks are very big and others are very small. A close up picture of a shark's mouth is shown and discussed in further detail. The book also talks about where the different breeds of sharks live; some like to stay in cold water and others in warm water.

Activity:

- Favorite Shark graph—original idea
- Take a huge piece of colored paper from a paper roll. Tape it somewhere flat in the front of the classroom visible to all the students. Make a huge bar graph displaying all the various kinds of sharks in the book—hammerhead, bonnethead, saw, basking, leopard, great white, megamouth, wobbegong, horn, thresher, and lanternshark. Have students tell you which shark is their favorite and mark the bar graph appropriately. As students are telling you their favorite shark, have them come up with one or more facts about the shark they chose that they remember hearing as the book was being read.

Title of book: *Spiders*

Author's name: Chris Graham

Copyright year: 2002

Genre: Non-fiction

Number of pages: 12 pages

Synopsis of story: Spiders are extremely tiny animals, and they all have eight legs. Some of these creatures live on land but others live under water. Because spiders have no bones, what helps keep them safe from predators is their hard shells. Despite how all spiders have eight legs, not all of them have the same number of eyes; some spiders have two, and others have four, six, or eight eyes. Intricate designs in silk called webs are what help spiders catch food to keep them alive.

Activity:

- Spider web yarn game—idea retrieved from the following website:
 - <http://www.teachingheart.net/aspiderunit.html>
- Have students sit or stand in a huge circle. The teacher should begin the game by holding onto a ball of white yarn. She/he says one nice thing about a student, and then holds onto a piece of the yarn as the ball is thrown to another student. The game continues until each student has had a turn sharing. A huge class spider web is made because of the kinds words said about each student!

Trade Book Collection: My choices

Title of book: *Old Bear*

Author's name: Kevin Henkes

Copyright year: 2008


Genre: Fiction

Number of pages: 20 pages

Synopsis of story: Old Bear began hibernating as the first snow of winter was falling. He began to dream of the seasons and about what each had to offer. Old Bear dreamt of spring and the pretty flowers, summer and the beautiful sunshine, autumn and the pretty colors, and winter and all of the ice. He continued to sleep and dream of all of these wonderful things. When Old Bear finally did wake up from his hibernation, he discovered it was spring, and he stepped out into all of the pretty flowers.

Activity:

- Season Dial—original idea



- Before letting students create their season dials, discuss with them the seasons and all of their many characteristics. Have students create their very own season dials before reading *Old Bear*. Provide students with the necessary supplies: construction paper squares (already cut to appropriate size), premade cardboard arrows, brass brackets, and precut squares of cardboard. As you read the book, *Old Bear*, have students turn their dials to the appropriate season based on the characteristics they hear taking place.

Title of book: *Do Like a Duck Does!*

Author's name: Judy Hindley

Copyright year: 2002

Genre: Fantasy

Number of pages: 32 pages

Synopsis of story: Mama Duck waddles along and everywhere she goes, her five little ducklings waddle behind her. She soon notices a 'hairy, scary' fox is following her and the ducklings. He persuades Mama Duck that he is in fact a duck himself and tries to mimic everything ducks do. When Mama Duck takes her ducklings swimming, waddling, and strutting, the fox follows along imitating them as best as he can. After the fox nearly drowns in the river and tries to eat one of the ducklings, he makes his way on home; Mama Duck says she knew all along he was not a duck, and this fact has finally been proven.

Activity:

- Duckling Egg Hatching Observations—idea from the following website:
 - <http://www.schenectady.k12.ny.us/users/title3/future%20grant%20projects/Projects/duckhatch/index.htm>
- After students have spent time learning about ducks during a themed unit, hatch ducklings in the classroom. Have students keep a descriptive journal on the eggs each day until the ducklings hatch. Once the ducklings are old enough to be taken home, have students draw numbers to decide who gets the one. If there are enough for student to have one, let each child take one home.

Title of book: *Possum Stew*

Author's name: Doug Cushman

Copyright year: 1990

Genre: Fantasy

Number of pages: 28 pages

Synopsis of story: Old Possum always has a trick up his sleeve for either his friend Gator or his friend Bear. After Old Possum devised a trick where Bear's and Gator's fishing lines got tangled up, were thrown into the water, and their caught fish were stolen, they decided it was time for him to be tricked. While Bear pretended to be sick in bed, Gator kindly asked Old Possum to bring vegetables over to make him a delicious stew to get well. When Old Possum asked what kind of stew was going to be made, Gator and Bear deviously told him Possum Stew. Afterwards, Old Possum got so scared that he never ever got in Gator's and Bear's way again.

Activity:

- Puppet Show—original idea with printables retrieved from the following websites:
 - <http://www.thecolor.com/images/Possum.gif>
 - <http://www.thecolor.com/images/Alligator.gif>
 - <http://www.thecolor.com/images/Bear.gif>
- After reading the book, allow students to choose a character—Old Possum, Bear, or Gator—to color, cut out, and glue on a jumbo-sized wooden craft stick. Let children take turns acting the story out in a puppet show style. Create a traditional 'puppet show' setting out of decorated cardboard boxes and a curtain.

Title of book: *Santa's Stuck*

Author's name: Rhonda Gowler Greene

Copyright year: 2004

Genre: Fantasy

Number of pages: 29 pages

Synopsis of story: As Santa is making his yearly rounds, he discovers one house has left him delicious dessert upon delicious dessert to feast on. He decides it cannot hurt to eat his fill, so he does just that. He makes his way up the chimney, but he quickly finds out he has gotten too big and is stuck. Santa yells for help from his reindeer, but they cannot help him. The family dog, cat, kittens, and mouse must save him. It seemed like an endless fight to get him unstuck, but thanks to the mouse's idea to use a toy truck, Santa is freed to continue taking presents to good little girls and good little boys.

Activity:

- Sorting Healthy Foods Activity—original idea
- After reading the book, discuss some of the sweets they remember Santa eating. Ask the students “Are these foods healthy or unhealthy for you?” Lay out a huge food guide pyramid on the classroom floor created out of construction paper that has all the food groups labeled. Provide the children with plastic play food to place in the correct food groups located on the pyramid after you have taught a lesson on various foods.

Title of book: *The Snowy Day*

Author's name: Ezra Jack Keats

Copyright year: 1962

Genre: Realistic Fiction

Number of pages: 27 pages

Synopsis of story: Peter woke up one morning to find outside covered in snow wherever he looked! He was very excited to get to go play in the snow, and this is exactly what he did once he was all bundled up in warm clothes. Peter made all sorts of neat and creative tracks in the snow using his feet and a stick he found, a snowman, and even snow angels. He wanted to keep some of the snow for later, so he filled his pockets with snowballs. After he was home for awhile, he went to retrieve the snowballs, but he sadly discovered that they had all melted. He grew happy again the next day because he took his neighbor to go play in the snow with him.

Activity:

- “Be a Water Molecule—The Three States of Matter”—idea retrieved from:
 - <http://www.childdrama.com/energy.html>
- After you have read the book to the students and rehearsed the lesson plan several times in your head, have the students participate in the creative dramatics activity. As students play, they will be learning how particles can go from a solid, to a liquid, and then finally to a gas.