
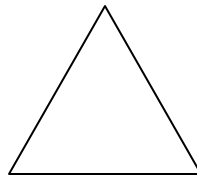

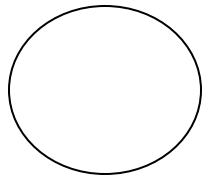
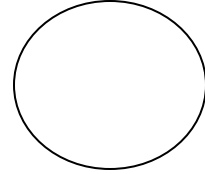

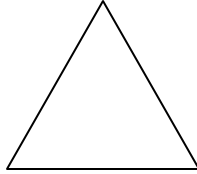



Name _____

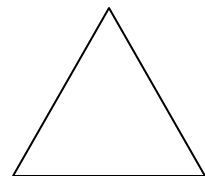


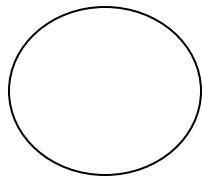
Date: _____

What I Know About Shapes

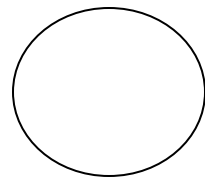

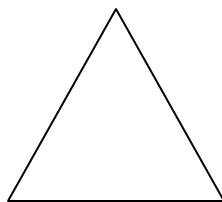

1.



2.



3.




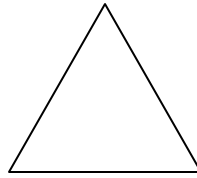

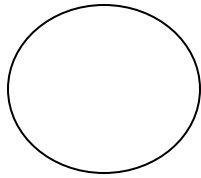


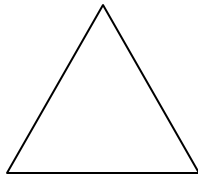
Teacher Directions

Kindergarten Geometry Standards

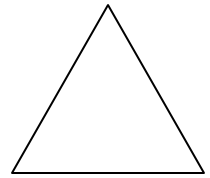

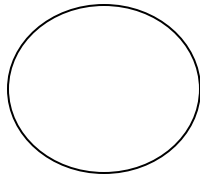
1. Have students write their name and date on test the best they can and go around to help them.
2. Have students find #1 and use a pencil and match the shapes that look like each other, like we did in class. (K.4.1)
3. Have students find #2 and use a pencil to put an X on the corners of the shapes. If the shape does not have any corners then leave it alone. (K.4.2)
4. Have the students find #3 and use a pencil to:
 - draw a line below the square
 - draw a line above the circle
 - draw a dot inside the triangle
 - draw a circle outside the rectangle (K.4.3)

Shapes Answer Key:

1.



2.



3.

