

MANCHESTER COLLEGE

Education Department

LESSON PLAN by: Lauren Bailey

Lesson: Predicting Gloria's Moves Length: thirty minutes

Age or Grade Intended: Third Grade-Fourth Grade Mild Interventions Class

Academic Standards:

- English 1.2.2 Identify text that uses sequence or other logical order.
English 1.2.3 Respond to who, what, when, where, why, and how questions and discuss the main idea of what is read.
English 1.2.4 Follow one-step written instructions.
English 1.2.6 Confirm predictions about what will happen next in a text by identifying key words.
English 1.7.1 Listen attentively.
English 1.7.4 Stay on the topic when speaking.
English 1.7.10 Use visual aids, such as pictures and objects, to present oral information.

Performance Objects:

Given a storyboard with blank boxes, the students will be able to predict what happens in a story with 100%.

Advanced Preparation by the Teacher:

Find the book "Officer Buckle and Gloria" by Peggy Rathmann

Create a storyboard for each student that includes:

Three boxes with pictures and text that summarize the first few scenes in the book

Two blank boxes that include space for pictures and lines for text

Procedure:

Introduction/Motivation:

Explain to the students we will be reading a book about a dog today.

Ask the students if they have a dog. (**Knowledge**)

Step-by-Step Plan:

1. Show the students the cover of "Officer Buckle and Gloria".
(**Spatial**)
2. Ask the students predict what will happen in the book.
(**Synthesis**)
3. After brainstorming for a few minutes, pass out the poster board strips with the five frames.
 - a. In the first three frames there are pictures of events in the book. The last two frames are blank.

4. Instruct the students to look at the pictures and the words in the first three frames to see what happens at the beginning of the book. (Spatial)
5. Tell students they are going to fill in the last two blank frames. They should make sure that the pictures make sense in the sequence of the story. (Intrapersonal)
6. Give the students about fifteen minutes to complete this activity.
7. Instruct the students to share their stories with a partner. (Interpersonal)
8. Ask if anyone would like to share the story they have created. (Linguistical)
9. After a child shares, ask the class if the story's ending makes sense. Why or why not? (Evaluate)
10. After a few children have shared, read the entire story "Officer Buckle and Gloria".

Closure:

Ask students to compare and contrast how their story's ending relates to the real ending. (Comprehension).

Adaptations/Enrichment:

- A. For children with learning disabilities:
 - a. Use a book that relates to something the child is interested in.
 - b. Use pictures and words, instead of just words, to relate the scenes of the book.
 - c. The final product gives students a storyboard to follow while they listen to the teacher read the book.
- B. For children with emotional disabilities:
 - a. Use a book that relates to something the child is interested in.
 - b. The final product gives students a storyboard to follow while they listen to the teacher read the book.
 - c. The students do share their storyboard with a partner, but have the option to share with the class.
- C. Enrichments:
 - a. Ask students to write sentences about the pictures they draw.

Self-Reflection:

I will know the students have achieved what I want them to achieve when each student is able to participate in our conversation about how their story endings are different than the real stories ending.

Original Lesson

Title – Prince Cinders
By – Jennifer Dalke
Subject – Language Arts
Grade Level – 1-2
“Prince Cinder” by Babette Cole

(Inferential Comprehension – Predicting Outcomes)

The activity for this book will be done before the students ever hear the story. I will explain to the students that we will be reading a book today about a young prince, entitled Prince Cinders. I will ask if this sounds like any story they've ever read. If no one has any ideas, I will show the cover of the book and ask what the story might be about. After allowing the students to brainstorm for a few minutes, I will pass out poster board strips that are separated into five frames. In the first three frames I will have printed events that occur in the story and the last two frames will be empty. I will instruct the students to read each frame, and then, to write an event in each blank frame. They should be sure to write events that would make sense with the existing frames that are printed on the strips.

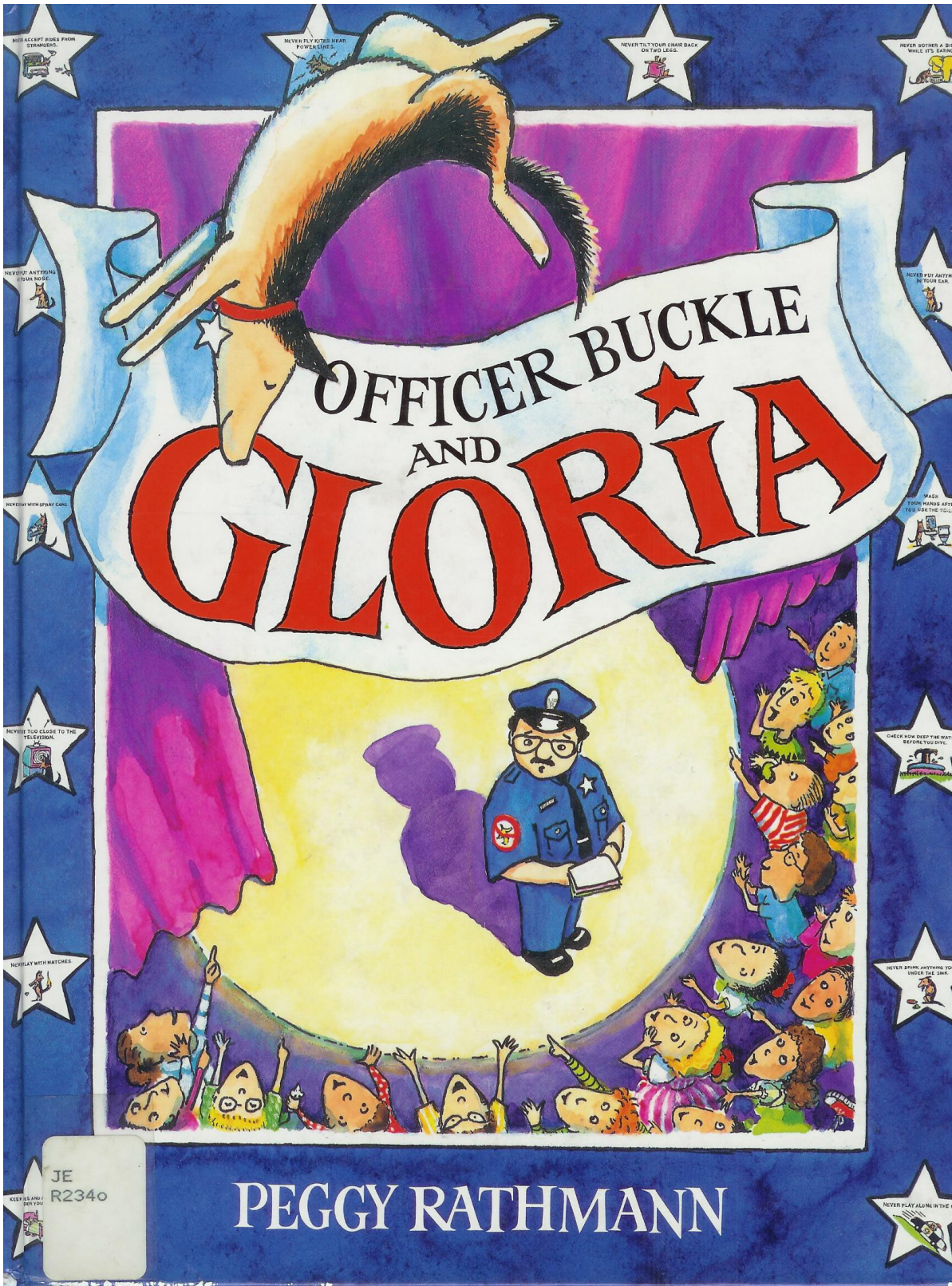
I will give students about fifteen minutes to complete this activity, and then I will instruct the students to share their story endings with a friend. Next, I will ask if any one would like to share what they have written. After a child share, I will ask the class if his or her ending makes sense. Why or why not? Finally, I will read the entire book aloud to the class so that they can see how the author decided to end the story.

Prince Cinders wishes he could be more like his brothers.

A magic fairy grants Prince Cinders three wishes.

When the spell wears off, a pretty princess is left with nothing but Prince Cinders' trousers!

Lesson located at: <http://www.lessonplanspage.com/LAPrinceCinders-PredictingComprehension12.htm>



NEVER ACCEPT RIDES FROM STRANGERS.

NEVER FLY KITES NEAR POWER LINES.

NEVER TILT YOUR CHAIR BACK ON THE ROAD.

NEVER SOTIFY A BIG BULLY IT'S LATE.

NEVER PUT ANYTHING IN YOUR MOUTH.

NEVER PUT ANYTHING IN YOUR EAR.

NEVER GET WITH SPARTAN.

WASH YOUR HANDS AFTER YOU USE THE TOILET.

NEVER GET TOO CLOSE TO THE TELEVISION.

CHECK HOW DEEP THE WATER BEFORE YOU SWIM.

NEVER LAY WITH MATCHES.

NEVER DRINK ANYTHING YOU BRING TO THE GAME.

KEEPER AND TENDON.

NEVER PLAY ALONE IN THE...

PEGGY RATHMANN

JE R2340


"Officer Buckle and Gloria" - Peggy Rathmann

Name _____


Directions: Fill in the remaining boxes with your predictions for what will happen next in the book.



Officer Buckle shared rules, but the kids did not have a lot of fun.



Gloria came to help Officer Buckle share the rules, and the kids had a lot more fun.



Gloria and Officer Buckle had a fight. Gloria tried to share the rules by herself. But the kids did not have a lot of fun.
